

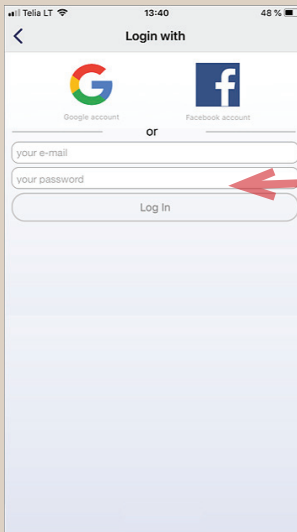

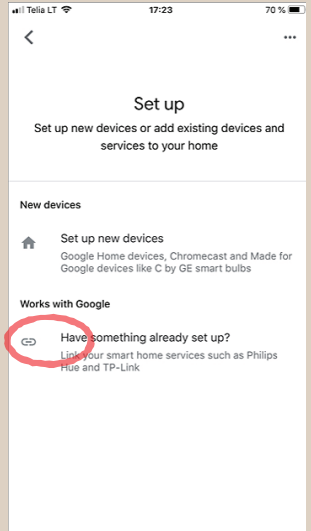
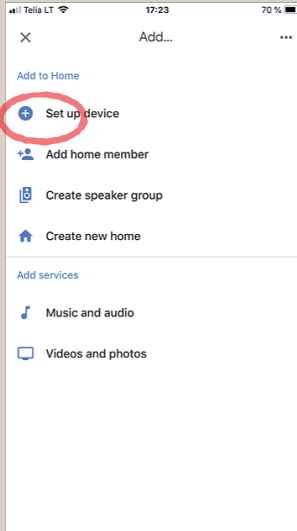
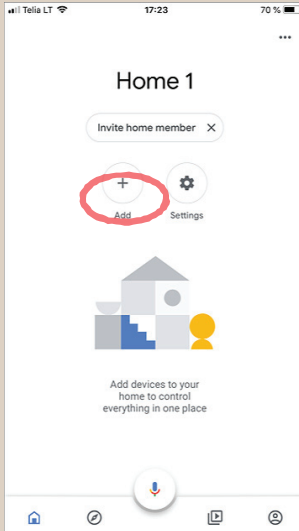


Connect. Adjust. Save.

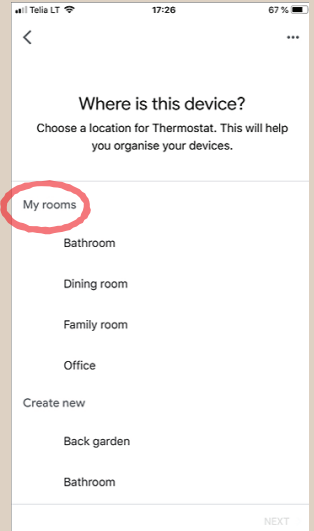
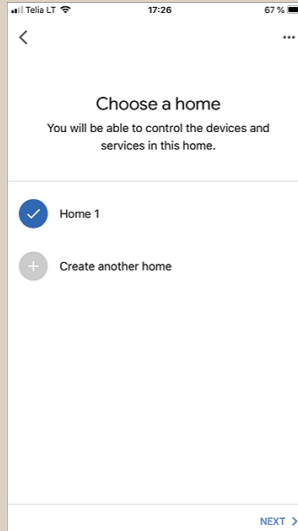
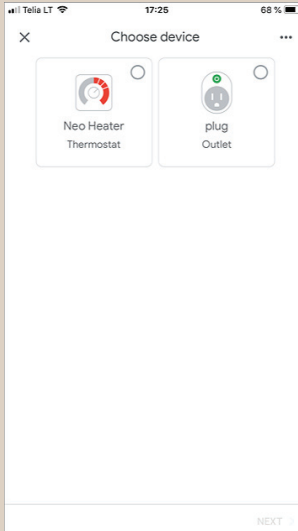
With Google Home
you can now add your
Adax Wi-Fi heater to your
Google Assistant



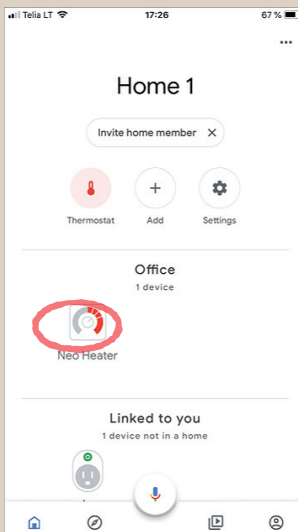
Follow the few installation steps below to add your heater(s) to Google Assistant. Remember to have your Adax Account details ready for a quick installation.



Adax account details



Connect your device (s)
to a "home" or "room"



Tips:

for the best experience – please add and configure your settings in the app so that heaters are given a name and "placed" in a room(s) and home(s) for you to control them with your commands.

Google Voice commands:

Page 4 – tips for how to control your thermostats (Adax heater)

Google Assistant commands for controlling Thermostats

A list of voice commands for controlling thermostats in your Smart Home with Google Assistant

To set the temperature to all thermostats

"Hey Google, set the temperature to 22."

To set thermostat using the thermostat's room name

"Hey Google, set the <room> thermostat to 22."

To set thermostat using the thermostat's name

"Hey Google, set <thermostat> to 20°C."

To hear the ambient temperature on the thermostat

"Hey Google, what's the <room> temperature inside?"

To hear what the temperature is set to on the thermostat

"Hey Google, what's the <room> thermostat set to?"

Increase/Decrease the temperature on all thermostats

"Hey Google, make it warmer/cooler."

(Google Assistant for 3 degrees)

Increase/Decrease the temperature using the thermostat's room name

"Hey Google, raise/lower the temperature in the <room>."

Increase/Decrease the temperature using the thermostat's name

"Hey Google, raise/lower the temperature of <thermostat>."

Increase/Decrease the temperature in all rooms for X degrees

"Hey Google, raise/lower the temperature by 2 degrees."

Increase/Decrease the temperature of thermostat for X degrees

"Hey Google, raise/lower the temperature of <thermostat> by 2 degrees."

To switch heating or cooling for all rooms modes¹

"Hey Google, turn on the heating/cooling."

"Hey Google, turn on the heat."

To switch heating or cooling for a specific room/thermostat¹

"Hey Google, set <thermostat> to heating/cooling/automatic."

"Hey Google, turn the <thermostat> to heat/cool/automatic (mode)."

"Hey Google, make it warmer/cooler in the <room>" - Sets a heating or cooling mode